

Introduction

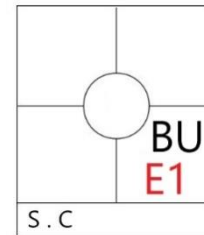
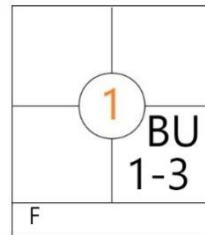
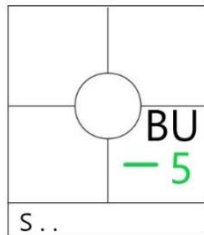

- This module covers extra details that can be recorded for the batter on certain plays and two new symbols when recording a substitution for the team that is batting.

Common Terms

Bunt	when the batter hits a fair ball, but does not swing. The pitch is met with the bat (held by the handle and middle) and is 'pushed' within the infield
Sacrifice Bunt	when the batter bunts the ball with the intention of getting themselves out so a runner can advance
Sacrifice Fly	when the batter hits a fly ball deep enough that allows a runner to score
Pinch Hitter	what the new player is called when they are a substitution for the player who is about to bat
Pinch Runner	what the new player is called when they are a substitution for a player that is a runner

Bunt

- When the batter puts the ball into play with a bunt, the bunt is recorded above the play to indicate the batter used the bunt action.
 - Do not record a bunt for a miss hit – the batter must be in the bunt position and there must be no swing.
- write BU above the play that occurred



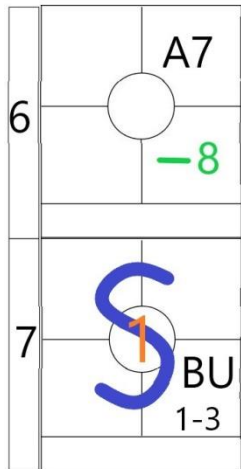
- If the batter has 2 strikes, bunts the ball into foul territory and it is not caught, the batter is out on a strikeout.

- write BTK2 in the 1st base box

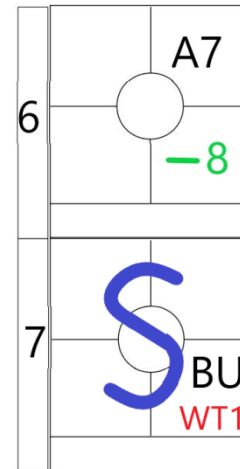


Sacrifice Bunt

- To be scored as a sacrifice bunt, the following conditions must all be met:
 - less than 2 out and
 - the batter bunts the ball into fair territory and
 - at least one runner advances a base and
 - no runners are called out and
 - the batter is called out or reaches 1st base safely on a decisive error
- write S in the scoring square, along with the play that occurred



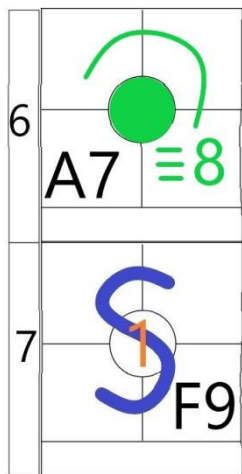
- runner on 1st base
- batter7 bunts the ball to the pitcher who throws to first base for the out
- runner advances, sacrifice for the batter



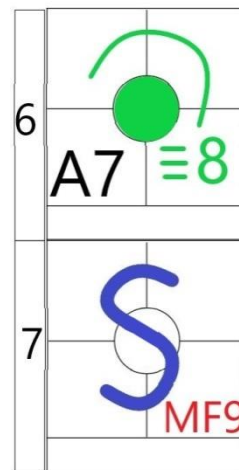
- runner on 1st base
- batter7 bunts the ball to the pitcher who throws wild past first base
- runner advances, sacrifice for the batter as they should have been out

Sacrifice Fly

- To be scored as a sacrifice fly, the following conditions must all be met:
 - less than 2 out and
 - the batter hits a fly ball that is caught (in fair or foul territory) or reaches 1st base safely on a muffed fly and
 - a runner scores
- If the batter is safe on a muffed fly, decide if the runner would have been able to score if the ball had been caught. If not, do not score a sacrifice fly.
 - write S in the scoring square, along with the play that occurred



- runner on 3rd base
- batter7 hits the ball to right field who makes the catch for the out
- runner scores, sacrifice for the batter



- runner on 3rd base
- batter7 hits the ball to right field who drops the catch
- ball was hit deep enough for the runner to score without the error, sacrifice for the batter as they should have been out

Pinch Hitter and Pinch Runner

- When a player is substituted when they are due to bat, the new player is referred to as a pinch hitter.

- write PH in the Pos column instead of a fielder position number

BATTING ORDER				1	2	3	4
TEAM				A			
TIGERS				PO			
Pos	Ch	Uni	E				
PHT3	SYMTHE Rohan		1	1			
5	JOHNSON Josh			K			
				FS	3		

- When a player is substituted when they are a runner, the new player is referred to as a pinch runner.

- write PR in the Pos column instead of a fielder position number

				4			
4	MARSHALL Lucy		25	4		1	K
--	GRUGIC Brax			5		2	F6
PRT2	ROCHFORD Sam			6			HPB
7	TREWIN Harry			6			
--	LIDDELOW Campbell			7			

- When the new players team goes into the field, check whether the pinch hitter or pinch runner are now fielding or have been substituted. Write the changes as needed in the standard way.

Congratulations

- By completing this module of the online training course, have you achieved a NSW Baseball Scorers Accreditation Level C.